



HOW TO GRADUATE ONTIME (i-GoT)

Speaker: Dr. Abdul Rahman Mohd
Kasim

Senior Lecturer/ Head of Technical
Centre for Mathematical Sciences
UMP.

Prepared by: Dr. Noor Amalina Nisa Ariffin

TOPICS TO COVER

- What is a PhD?
- How long does it takes?
- Selecting a PhD topic.
 - PhD Myths.
- How to manage PhD journey?

What is PhD?



The highest degree of graduate study.



Original **contribution** to knowledge



More likely to ask
Why things are done a certain way, and how it could be made better – **analytical thinking and Justify.**



How long does it takes?

IN UMP

4 Years (48 Months)-PhD
2 Years (24 Months)-MSc

iGoT is defined as the percentage of fulltime students from a particular enrolment batch who graduate on or before the year that they are prescribed to graduate.

~Ministry of Higher Education Malaysia~

– From the date of registration until the date of hardbound submission.

EXAMPLE

Date of registration : 01 May 2020

Hardbound Submission: BEFORE or AT 30 April 2024

- Scholarship
- Data House**
- Student Record
- Qualified Supervisor
- Field Supervisor
- Pool of Examiner

AHLAM MAHMOUD ZAYED ALJABALI



General Information

Student ID	[Redacted]
Level of Study	Master
Programme	Master of Science
Field of Research	Mathematics
Type of Study	Research
Mode of Study	Full Time
Status	Active
Intake Date	29-11-2018
iGOT Date	29-11-2020
Current Semester	4/6

Publications (Journal / Paper / Conference)

Activities

- Proposal Defense
- Research Plan

To Do

- Progress Report Every Semester

Flow of Study in UMP

- 1 Compulsory Courses
- 2 Defense Proposal
- 3 Colloquium
- 4 PreVIVA
- 5 VIVA
- 6 Submission Hard Cover

Depend on Faculty you have enrolled


Selecting PhD topic

The topic that...
Supervisor cares about / field of
expertise.

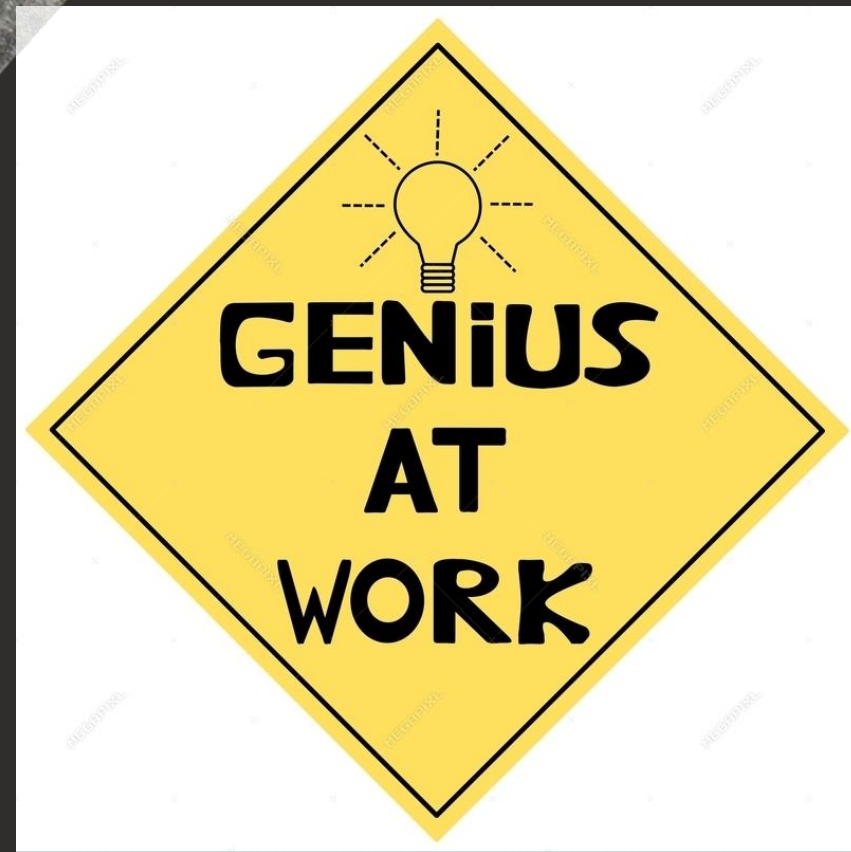
The topic that...
You like / have interest .

- The topic that
Including in trendy area
- Too trendy/common : high
competition
 - Not trendy: less impact and
recognition

The topic that...
The area is not too mature an
not too immature



PHD MYTHS



YOU NEED TO BE
GENIUS.

- Diligence NOT Intelligence
- Managing, selecting and justifying



YOU CAN CHANGE
THE WORLD.

You just need to finish a time-bound project, not win a Nobel prize.



PhD is THE BEST
masterpiece.

Phd is indeed a process of learning.

LIFE OF PHD



COMMON
ISSUES

ISSUE #1 MANAGING SUPERVISOR

Role of supervisor:

- apply for funding
- Meet weekly for progress update
- review papers and writeup
- constructive criticism
- recommend topics

What does a supervisor expect?

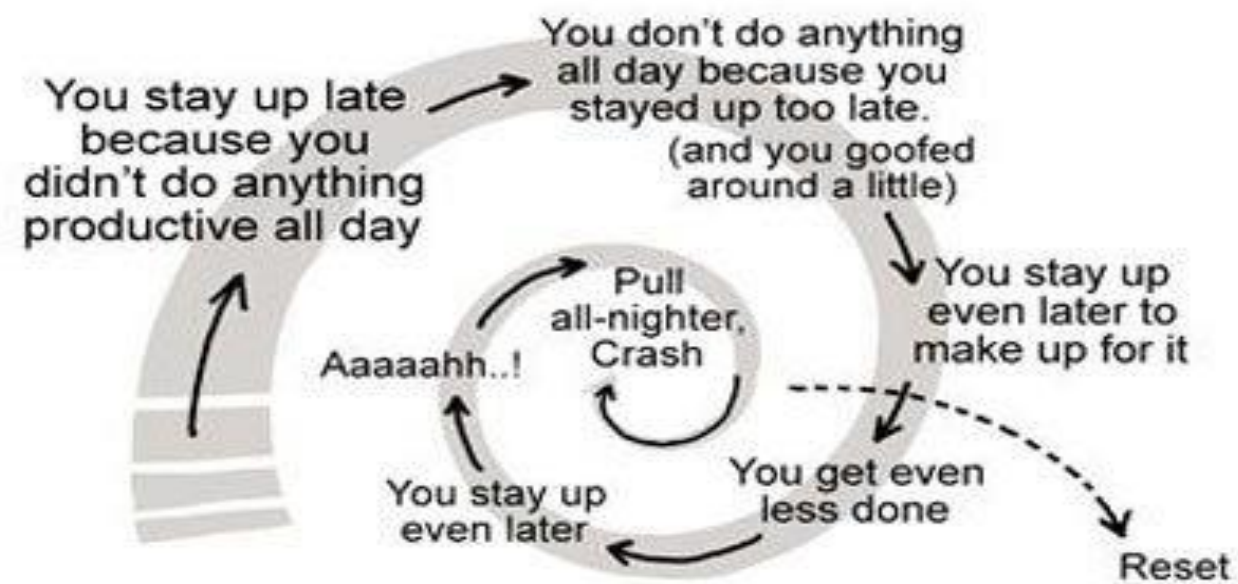
- work independently
- produce quality work
- be honest

MAIN REASON TO FAIL A PHD

MISCOMMUNICATION with supervisor !!

ISSUE #2 MANAGING TIME

The Vicious Cycle



- Embrace your research issue
- Fixed schedule productivity (8-5PM)
- Plan your work and follow your plan

“ If you are failed to plan, you are planning to fail”

- Breaking goals into specific tasks
- Working on 2-3 hours chunks with 30 minutes breaks


ISSUE #3 A LOT TO READ

- reading must be selective.
- select publications from top and journals.
- Identify the top authors.
- Follow the citation graph and read the related papers.

- Summarize each paper you read in a few sentences.
- read critically

WHAT REAL PEOPLE TAKE:

VACATIONS!



WHAT ACADEMICS TAKE:

"VACATIONS"

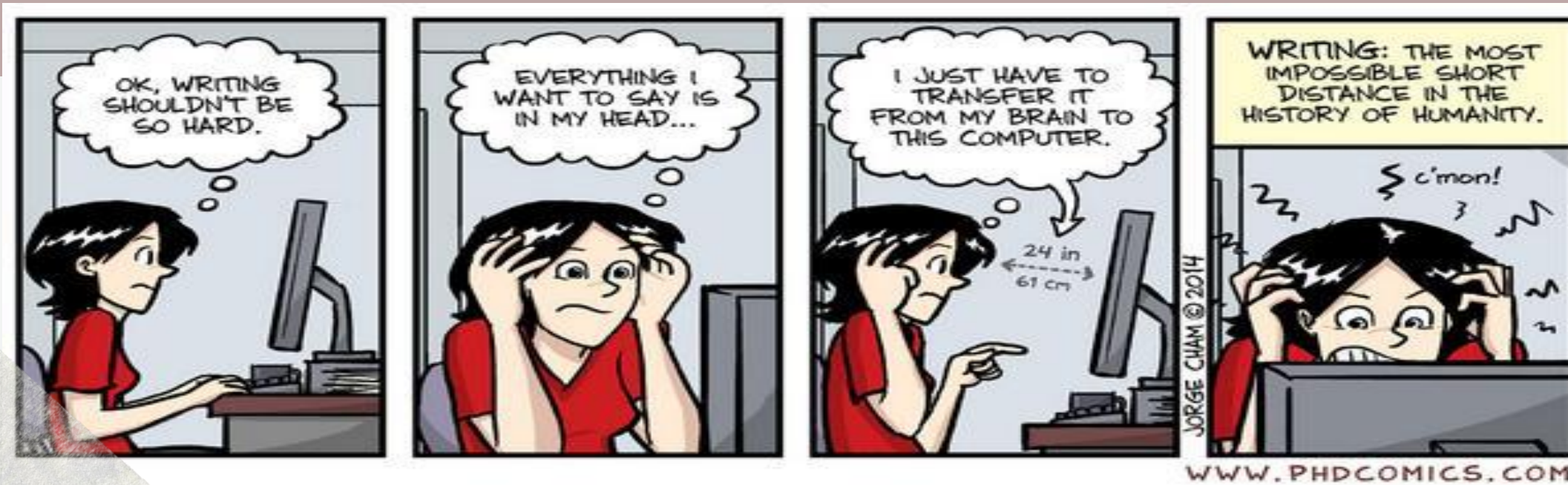


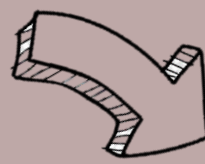
JORGE CHAM © 2019

WWW.PHDCOMICS.COM


ISSUE #4

PROBLEM WITH WRITING





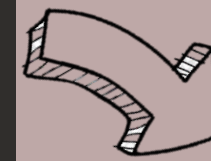
- Writing is thinking
- Use all opportunities to learn English
- Get professional help.
- >> It isn't your supervisor's job to proof read what you write.
- Supervisor only have a limited time available for you- try to use that time to most effect.
- Get advice about your PhD, not your English.



- Print and read aloud.
- Writing is re-writing.
- Don't try to write a perfect first draft.
- NEVER underestimate how long it will take to write up.



- Follow basic paragraph rules: Topic sentence, supporting sentence(s) & concluding sentence.
- A paragraph ideally should not be more than eight lines.
- Use active voice.



- Writing should be a routine activity.
- A very common mistake is to separate research time from writing time.
- Writing is difficult, keep practicing.
- Clarity, clarity, clarity.
- Flow, flow, flow – coherence and unity

ISSUE #5

MAKING PROGRESS

- **Progress is measure by OUTPUT, not time.**
 - Good explanation, publication, write up.
- **There are no rules on how to allocate time for research.**
 - If you don't know whether you are making 'enough' progress, ask.
- **Do not waste your time & energy on problems**
 - Focus on solutions
- **Do not compare your progress with others**
 - Every research is unique.

WEEKLY MEETING


-Weekly meeting can be very helpful.
Its ok if you have nothing substantial to report,
but don't make it a habit.

DISCUSS PROBLEMS/ISSUES.

Always use the opportunity to discuss issues,
problems as well as your potential with
supervisor.

CONCRETE EXPLANATION.

-Think about the best way to explain things,
provides the evidences/references.



Winners are not afraid to lose. Failure is part of the success process. People who avoid failure avoid success.

ROBERT KIYOSAKI



References

- ✓ Mihir Bellare; <http://cseweb.ucsd.edu/~mihir/phd.html>
- ✓ Richard Butterworth; <http://public.randomnotes.org/richard/PhDtalk.html>
- ✓ Alex Hope; <http://drsustainable.wordpress.com/2012/05/25/experiences-as-a-phd-student/>
- ✓ Matt Schonlau, How to finish a Ph.D.; <http://www.schonlau.net/finishphd.html>
- ✓ PhD Comics; <http://www.phdcomics.com>
- ✓ Enhancing Academic Productivity and Cost Efficiency;
<https://www.moe.gov.my/menumedia/media-cetak/penerbitan/university-transformation-programme/1468-unitp-silver-book-enhancing-academic-productivity-and-cost-efficiency/file#:~:text=iGoT%20is%20defined%20as%20the,they%20are%20prescribed%20to%20graduate.>

Thank
you

A decorative calligraphic illustration of the words "Thank you" in a black, flowing script. The text is centered and surrounded by a variety of colorful floral and botanical elements. There are several flowers in shades of orange, pink, yellow, and red, along with green leaves and stems. Small black dots and circular patterns are scattered around the text, adding to the intricate design. The entire composition is set against a white background, which is framed by a dark grey border with torn paper corners.